





ROZDZIELNICA

3

4

15RA

OB.NR.3,2G

BK1

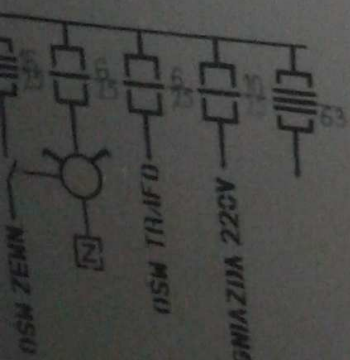
DMUCHAWA 1

DMUCHAWA 2

OZK-600

400/5

Q12

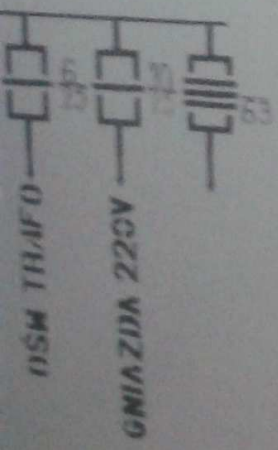




IK-60

00/

BK1



Panel with meters and switches:

- Meters: $Z_{\phi 7}$, $M_{\phi 7}$, and a voltmeter (V) with scale 0-500.
- Switch: **OZK-600**
- Label: **400/5**
- Label: **Q3**
- Label: **AGREG.**

Panel 6:

- Label: **6**
- Switches: **DMUCHAWA 3**, **DMUCHAWA 4**, **DMUCHAWA 5**
- Label: **CB. NR. 91121**
- Label: **15NA**
- Label: **4R**

Panel 7:

- Label: **7**
- Label: **WIR. ZAGĘSZCZANIE**
- Label: **BUD. AGREG.**
- Label: **GRUZYDA 220V**
- Diagram: A schematic showing a busbar with four circuit breakers labeled 25, 25, 25, 25.

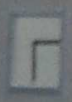
500 1



Q3



AGREG.



JUD 8







